

T20W-R57

Tire Handler/ Manipulator



WBM W series Tire Handlers are designed to safely and efficiently handle OTR tires and rim assemblies on large mobile equipment.

The T20W-R57 is designed to work with 57" wheel assemblies and is rated for 20,000lb/ 9,090Kg maximum capacity.

Also available in capacities from 5,500lb /2,500Kg to 40,000lb/ 18,180Kg for wheel loaders, forklift trucks and telehandlers.

FEATURES & BENEFITS

- "Clear path" low profile body and grip arm design allows the operator maximum visibility and versatility to reach wheel rim components on inside dual position and maintain clearance to the machine even during vertical dismounts
- Parallelogram link grip arms for maximum operation range – allows for handling rim components and tires or wheel assemblies
- Rim handling pads allow heavy rim components to be handled with ease and safety
- Finger-tip / joystick proportional controls for effortless and precise handling of tires and rim components
- Bead Breaker / Fall arrest arms for ultimate operational safety for the tire technician

STANDARD EQUIPMENT

- Machine mounting
- Fully proportional functional controls
- 360° pad rotation
- 90° body rotation
- Side shift 16" / 400 mm
- Rim component handling pads and replaceable teeth
- Bead breaker / fall arrest arms
- Central greasing
- Certified lift location
- LED work lights
- 2 Year / 5000 Hour Warranty

OPTIONAL EQUIPMENT

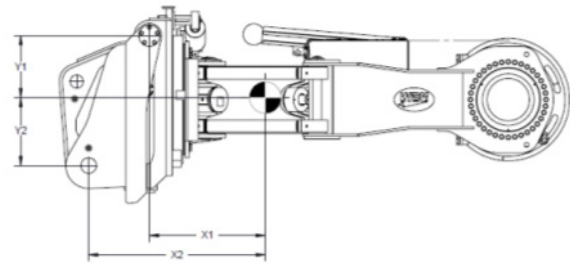
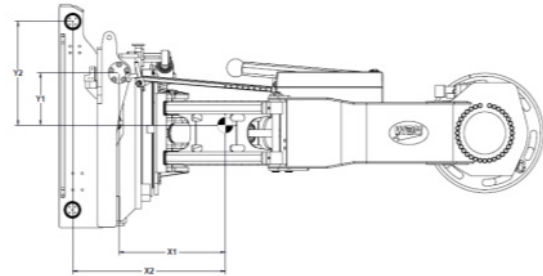
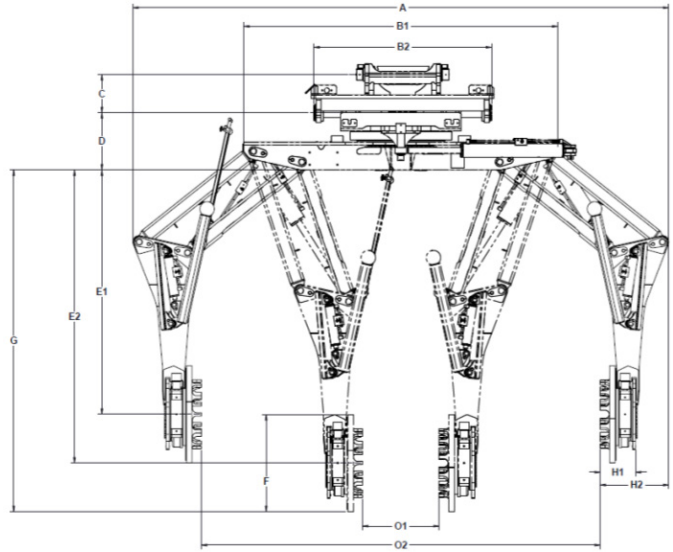
- Extra lights
- Single, dual or zoom camera system
- Auto grease
- Lock ring catcher
- "Uptime" / spare parts packages
- On – site installation assistance, commissioning and orientation training
- Logistics services

Continued on next page >>

DIMENSIONS & SPECIFICATIONS

T20W-R57 SPECIFICATIONS

DESCRIPTION	DIMENSIONS	
A: MAX WIDTH	202.75"	5,150 mm
B1: CROSS ARM WIDTH	127.5"	3,238 mm
B2: S/S FRAME WIDTH	38.5"	1,816 mm
C: WL - MOUNT OFFSET	15"	381 mm
C: FLT - MOUNT OFFSET	18.82"	478 mm
D: THICKNESS	22.81"	580 mm
E1: MAX OPEN REACH	67.89"	1,725 mm
E2: MIN OPEN REACH	88.94"	2,260 mm
F: PAD DIAMETER	39.5"	1,003 mm
PAD ROTATION	360°	360°
BODY ROTATION	90°	90°
G: MAX REACH	108.68"	2,760 mm
H1: PAD THICKNESS	14.63"	372 mm
H2: ARM THICKNESS	21.34"	550
O1: MIN OPEN	40"	1,016"
O2: MAX OPEN	160"	4,065 mm
X1: WL - HOR. C OF G	55"	1,397 mm
X1: FLT - HOR. C OF G	48.69"	1,236 mm
Y1: WL - VERT. C OF G	19.75"	502 mm
Y2: FLT - VERT. C OF G	21.25"	540 mm
WL - WEIGHT	11,500 lbs	5,225 Kg
FLT - WEIGHT	12,550 lbs	5,705 Kg



WELDCO-BEALES MFG.
 SPECIALISTS IN ATTACHMENT DESIGN AND MANUFACTURING
www.weldco-beales.com

Western Canada: 1 800 665 0511
 Central Canada: 1 800 661 4155
 Eastern Canada: 1 877 320 4286

Last revised: August 18, 2020