

T35W-R63

Tire Handler/ Manipulator



WBM - W series Tire Handlers are designed to safely and efficiently handle OTR tires and rim assemblies on large mobile equipment.

The T35W-R63 is designed to work with 63" wheel assemblies and is rated for 35,000lb / 15,900 Kg maximum capacity.

Also available in capacities from 3,000lb / 1,365Kg to 40,000lb / 18,180Kg for wheel loaders, forklift trucks and telehandlers.

FEATURES & BENEFITS

- "Clear path" low profile body and grip arm design allows the operator maximum visibility and versatility to reach wheel rim components on inside dual position and maintain clearance to the machine even during vertical dismounts
- Parallelogram link grip arms for maximum operation range – allows for handling rim components and tires or wheel assemblies
- Rim handling pads allow heavy rim components to be handled with ease and safety
- Finger-tip / joystick proportional controls for effortless and precise handling of tires and rim components
- Bead Breaker / Fall arrest arms for ultimate operational safety for the tire technician

STANDARD EQUIPMENT

- Machine mounting
- Fully proportional functional controls
- 360° pad rotation
- 90° body rotation
- Side shift 16" / 400 mm
- Rim component handling pads and replaceable teeth
- Bead breaker / fall arrest arms
- Central greasing
- Certified lift location
- LED work lights
- 2 Year / 5000 Hour Warranty

OPTIONAL EQUIPMENT

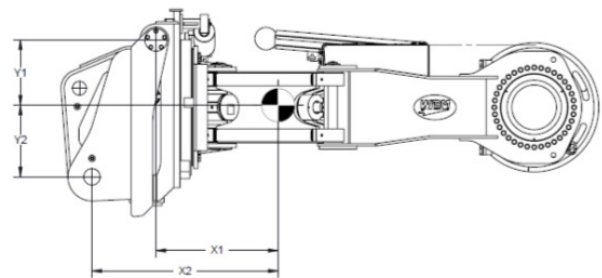
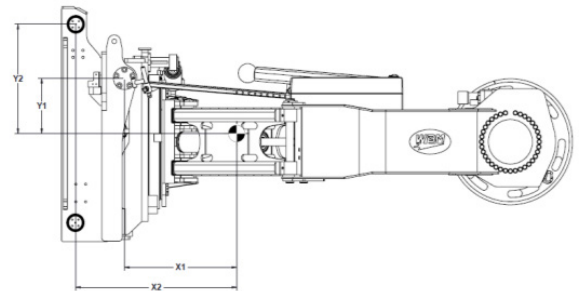
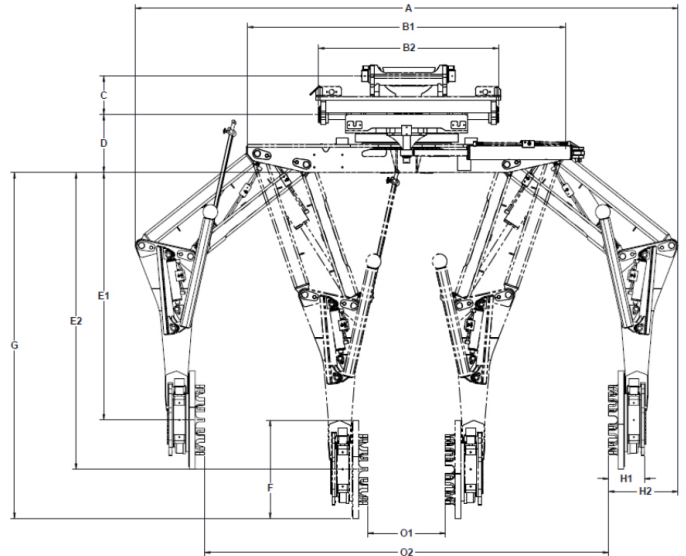
- Extra lights
- Single, dual or zoom camera system
- Auto grease
- Lock ring catcher
- "Uptime" / spare parts packages
- On – site installation assistance, commissioning and orientation training
- Logistics services

Continued on next page >>

DIMENSIONS & SPECIFICATIONS

T35W-R63 SPECIFICATIONS

DESCRIPTION	DIMENSIONS	
A: MAX WIDTH	242.81"	6,320 mm
B1: CROSS ARM WIDTH	145.63"	3,820 mm
B2: S/S FRAME WIDTH	71.5"	1,816 mm
C: WL - MOUNT OFFSET	19.88"	505 mm
C: FLT - MOUNT OFFSET	15.25"	387 mm
D: THICKNESS	25"	635 mm
E1: MAX OPEN REACH	92.56"	2,351 mm
E2: MIN OPEN REACH	115.12"	2,924 mm
F: PAD DIAMETER	39.94"	1,014 mm
PAD ROTATION	360°	360°
BODY ROTATION	90°	90°
G: MAX REACH	135.75"	3,448 mm
H1: PAD THICKNESS	18.38"	467 mm
H2: ARM THICKNESS	35.75"	908 mm
O1: MIN OPEN	34"	864 mm
O2: MAX OPEN	170"	4,318 mm
X1: WL - HOR. C OF G	66.88"	1,698 mm
X1: FLT - HOR. C OF G	50.75"	1,289 mm
Y1: WL - VERT. C OF G	22.18"	563 mm
Y2: FLT - VERT. C OF G	21.63"	549 mm
WL - WEIGHT	22,000 lbs	10,000 Kg
FLT - WEIGHT	21,300 lbs	9,680 Kg



WELDCO-BEALES MFG.

SPECIALISTS IN ATTACHMENT DESIGN AND MANUFACTURING

www.weldco-beales.com

Western Canada: 1 800 665 0511
 Central Canada: 1 800 661 4155
 Eastern Canada: 1 877 320 4286

Last revised: August 19, 2020