

T25W-R63

Tire Handler/ Manipulator



WBM W series Tire Handlers are designed to safely and efficiently handle OTR tires and rim assemblies on large mobile equipment.

The T25W-R63 is designed to work with 63" wheel assemblies and is rated for 25,000lb / 11,365 Kg maximum capacity.

Also available in capacities from 3,000lb / 1,365Kg to 40,000lb / 18,180Kg for wheel loaders, forklift trucks and telehandlers.

FEATURES & BENEFITS

- "Clear path" low profile body and grip arm design allows the operator maximum visibility and versatility to reach wheel rim components on inside dual position and maintain clearance to the machine even during vertical dismounts
- Parallelogram link grip arms for maximum operation range – allows for handling rim components and tires or wheel assemblies
- Rim handling pads allow heavy rim components to be handled with ease and safety
- Finger tip / joystick proportional controls for effortless and precise handling of tires and rim components
- Bead Breaker / Fall arrest arms for ultimate operational safety for the tire technician

STANDARD EQUIPMENT

- Machine mounting
- Fully proportional functional controls
- 360° pad rotation
- 90° body rotation
- Side shift 16" / 400 mm
- Rim component handling pads and replaceable teeth
- Bead breaker / fall arrest arms
- Central greasing
- Certified lift location
- LED work lights
- 2 Year / 5000 Hour Warranty

OPTIONAL EQUIPMENT

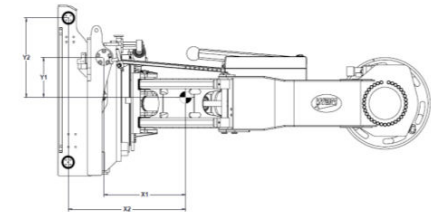
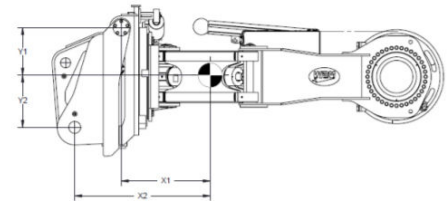
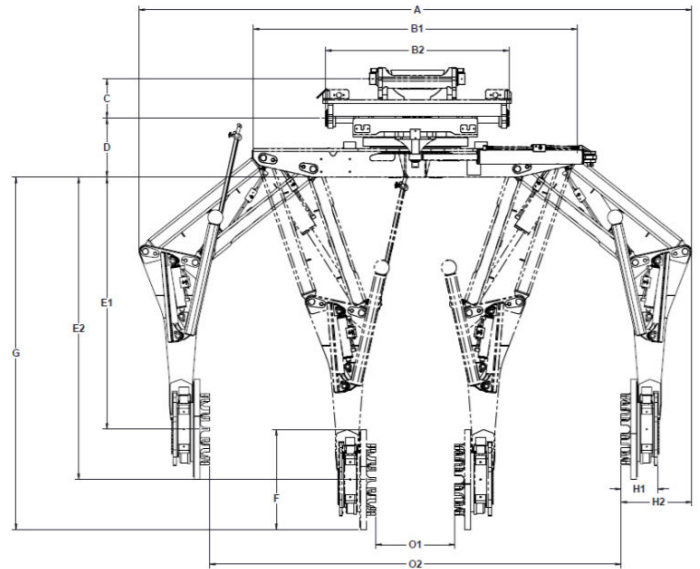
- Extra lights
- Single, dual or zoom camera system
- Auto grease
- Lock ring catcher
- "Uptime" / spare parts packages
- On – site installation assistance, commissioning and orientation training
- Logistics services

Continued on next page »

DIMENSIONS & SPECIFICATIONS

T30W-R63 SPECIFICATIONS

DESCRIPTION	DIMENSIONS	
A: MAX WIDTH	221.88"	5,635 mm
B1: CROSS ARM WIDTH	137.63"	3,495 mm
B2: S/S FRAME WIDTH	71.5"	1,816 mm
C: WL - MOUNT OFFSET	15.5"	394 mm
C: FLT - MOUNT OFFSET	23.31 "	592 mm
D: THICKNESS	23.19"	590 mm
E1: MAX OPEN REACH	99.42"	2,525 mm
E2: MIN OPEN REACH	119.42"	3,028 mm
F: PAD DIAMETER	39.94"	1,014 mm
PAD ROTATION	360°	360°
BODY ROTATION	90°	90°
G: MAX REACH	142.47"	3,618 mm
H1: PAD THICKNESS	15.38"	390 mm
H2: ARM THICKNESS	28.38"	720 mm
O1: MIN OPEN	32"	812 mm
O2: MAX OPEN	165"	4,191 mm
X1: WL - HOR. C OF G	51.15"	1,299 mm
X1: FLT - HOR. C OF G	56.38"	1,432 mm
Y1: WL - VERT. C OF G	34.23"	870 mm
Y2: FLT - VERT. C OF G	20.5"	520 mm
WL - WEIGHT	18,360 lbs	8,345 Kg
FLT - WEIGHT	18,450 lbs	8,385 Kg



WELDCO-BEALES MFG.
 SPECIALISTS IN ATTACHMENT DESIGN AND MANUFACTURING
www.weldco-beales.com

Western Canada: 1 800 665 0511
 Central Canada: 1 800 661 4155
 Eastern Canada: 1 877 320 4286

Last revised: August 18, 2020